



A PLACE TO THRIVE

The vision for The Film Academy of Cinematic Excellence (F.A.C.E.) was inspired by the successful running of SJ Studio, the film & television studio and campus for F.A.C.E. With cinematic experience spanning decades, Nazim Hamid & Sahir Hamid correctly identified an educational gap in the film industry - there were scarce opportunities for quality education for those who sought relevant skills and experience. This realisation is what shaped the concept for The Film Academy of Cinematic Excellence. F.A.C.E is the product of a vast wealth of knowledge & expertise from the most creative minds of Bollywood. Our academy gives aspiring artists a path to success.



FILM DIRECTION

3 MONTHS COURSE + 15 DAYS FOR PORTFOLIO BUILDING.

24 LECTURES. 2 DAYS A WEEK. 3 HOURS A DAY.
Weekday (Practice & Assignment Sessions)



DIRECTION

FILM DIRECTION

At the Film Academy of Cinematic Excellence (FACE Academy), Film Direction is the culmination of all aspects of filmmaking—cinematography, scriptwriting, and editing—brought together under the leadership and creativity of the director. Students studying Film Direction are taught to manage every phase of production, from conceptualization to the final cut, ensuring that every element aligns with the film's artistic vision.

OUTLINED SYLLABUS OF FILM DIRECTION

Introduction to Film Direction

Definition and Scope of Film Direction: Understanding what film direction entails and its artistic and logistical aspects.

The Director's Role in Film Production: Exploring the director's influence over every stage of film production.

Key Responsibilities and Challenges: Examining the leadership, vision, and problem solving skills required.

Collaboration with Key Departments: Learning how directors work with cinematographers, editors, and more.

Director's Vision and Style: How directors develop and communicate their unique creative vision.

The Language of Cinema

Understanding Cinematic Language: Decoding the grammar of film: shots, sequences, and transitions.

Camera Angles, Shots, and Movements: Analyzing how visual techniques convey meaning and emotion.

Visual Storytelling Techniques: Using visuals to narrate a story without relying on dialogue.

Symbolism and Visual Metaphors: Exploring deeper meanings through imagery and symbolism.

Lighting and Mood: Creating atmosphere and directing viewer emotions through lighting design.

Script Analysis and Storytelling

Breaking Down a Script: Identifying key elements such as themes, conflict, and character arcs.

Character Development and Arcs: How to understand and direct character journeys.

Themes and Subtext: Reading between the lines and conveying underlying messages.

Adapting Written Word into Visual Imagery: Translating the script into a cohesive visual plan.

Scene Structure and Pacing: Planning scenes for maximum impact and maintaining narrative flow.

Grammar of Direction

Blocking and Staging: Planning actor movements and positions to enhance storytelling.

Framing and Composition: Using the frame to guide audience focus and evoke emotions.

Visual Rhythm and Pacing: Controlling the tempo of scenes through visual and editorial techniques.

The Rule of Thirds: Applying compositional techniques to create balanced and engaging visuals.

Spatial Relationships: Understanding how distance and position convey meaning in a scene.

Working with Actors

Casting and Auditions: Selecting the right actors to bring characters to life.

Developing Character Backstories: Helping actors build depth and authenticity in their roles.

Directing Actors on Set: Guiding performances while maintaining the actor's creative input.

Balancing Actor Autonomy with Directorial Vision: Negotiating creative ideas between actor and director.

Techniques for Emotional Authenticity: Using exercises to elicit genuine emotional reactions.

Visualization and Pre-Production

Storyboarding Techniques: Creating visual representations of scenes before filming.

Pre-Visualization Tools: Utilizing software and methods to plan complex shots.

Creating a Shot List: Organizing shots to ensure efficient shooting days.

Developing a Visual Style Guide: Establishing a consistent aesthetic for the film.

Location Scouting: Finding and evaluating locations that fit the story's needs

Directing the Camera

Understanding Camera Mechanics: Familiarizing oneself with camera operations and settings.

Choosing Lenses: Selecting lenses to achieve desired visual effects.

Camera Movement and Emotion: Using movement to influence audience perception and engagement.

Working with the Cinematographer: Collaborating to achieve the film's visual goals.

Framing for Storytelling: Using composition to emphasize narrative elements.

Non-Fiction Films

Definition and Scope of Non-Fiction: Exploring real-life storytelling through film.

Types of Non-Fiction Films: Differentiating between biographical, issue-based, and observational films.

Techniques in Non-Fiction Storytelling: Using real footage and interviews to build a compelling narrative.

Ethics in Non-Fiction Filmmaking: Considering the moral responsibilities of representing real subjects.

The Director's Role: Balancing objectivity and storytelling while directing non-fiction content.

Documentary Filmmaking

Research and Preparation: Conducting thorough research to build a foundation for the film.

Interview Techniques: Mastering the art of asking meaningful questions and getting genuine responses.

Building Rapport with Subjects: Creating trust and comfort with people being filmed.

Observational vs. Participatory Approaches: Choosing between unobtrusive observation or active involvement.

Editing Documentary Footage: Constructing a coherent story from hours of raw footage.

Working with Production Design

Role of Production Design: Understanding how design contributes to the visual storytelling.

Collaborating with the Art Department: Communicating the director's vision to designers and set builders.

Set Design and Props: Using physical elements to enhance the narrative.

Creating a Cohesive Visual World: Maintaining consistency in the film's look and feel.

Costume and Makeup Design: Working with designers to reflect character and setting.

Music and Sound in Film

Role of Music and Sound Design: Enhancing emotions and themes through audio elements.

Working with Composers: Collaborating to develop a soundtrack that complements the visuals.

Diegetic vs Non-Diegetic Sound: Understanding how sound can be part of the story world or separate from it.

Sound Effects and Atmosphere: Using sound to create a believable environment.

Audio Post-Production: Fine-tuning sound elements to achieve a polished final mix.

Editing and Post-Production

The Editing Process: Piecing together footage to create a cohesive narrative.

Director's Role in Post-Production: Guiding the film's final structure and pacing.

Working with Editors: Communicating vision and making critical editing decisions.

Color Grading: Adjusting color to enhance mood and aesthetic.

Sound Mixing and Design: Balancing dialogue, music, and sound effects for an immersive experience.

Visual Effects (VFX)

Introduction to VFX: Understanding the basics of integrating visual effects into a film.

Planning VFX Shots: Pre-visualizing and coordinating effects-heavy scenes during production.

Collaborating with VFX Artists: Ensuring the director's vision is realized in the final product.

Practical Effects vs. Digital Effects: Choosing the right approach for each scene.

VFX in Post-Production: Overseeing the integration and refinement of visual effects.

Short Film vs. Feature Film Directing

Differences in Directing: Adjusting techniques and storytelling approaches for short films.

Pacing in Short Films: Condensing a story effectively in a limited timeframe.

Character Development in Shorts: Creating impactful characters in a brief narrative.

Feature-Length Story Planning: Structuring and developing a comprehensive story arc.

Time Management in Feature Films: Efficiently using time and resources in long-form storytelling.

Working with a Crew

Building a Cohesive Team: Choosing the right crew members to support the film's vision.

Effective Communication: Ensuring everyone understands and aligns with the director's vision.

Understanding Crew Roles: Familiarizing with the responsibilities of each department.

Conflict Resolution: Managing and mitigating disputes on set.

Leadership and Motivation: Inspiring the crew and maintaining morale throughout the project

Filmmaking exercises

- Multiple classroom Exercises
- Long take Exercise
- Documentary production

Final project (Fiction)

- Script and Pre production mentorship
- Production and post production



**INDUSTRY WORKING
MENTORS**



**NETWORKING
OPPORTUNITIES**



**EXPOSURE TO LIVE SHOTS AND
PRODUCTION**

DELIVERABLES FROM F.A.C.E



**WORKSHOP WITH RENOWNED
INDUSTRY EXPERTS**


COLLABORATIVE TRAINING WITH INDUSTRY-STANDARD GEAR.

At FACE Academy, Film Direction students experience filmmaking in its true collaborative form. While directors focus on storytelling, performance, and creative vision, they work closely with Cinematography students who operate industry-standard cameras, lighting setups, and professional sound equipment — all provided by the academy. This structured collaboration mirrors real film sets, where a director communicates their vision and the DOP brings it to life visually. By working alongside cinematography students using high-end gear within a professional studio environment, direction students develop strong visual understanding, technical awareness, and leadership skills. This hands-on, team-based approach prepares them for the practical realities of the industry while elevating the quality of the films they create.



INDUSTRY EXPERT MENTORS

FACE Academy's Film Direction program is shaped around guidance from seasoned professionals – not just academics – who bring real industry experience into the classroom. Students learn the craft of direction and storytelling from mentors who have directed films and worked across formats, blending creative theory with practical, hands-on lessons on script analysis, scene design, working with actors, set leadership, and on-set problem-solving. Studying under these industry-savvy instructors helps aspiring directors build the confidence, creative judgment, and professional perspective needed to lead real productions – while also creating a portfolio of short films shot on professional sets.



WORKSHPOP

WITH RENOWNED INDUSTRY EXPERTS





B.T.S

FACE STUDENTS.



TITLE - IMPOSTER
DIRECTOR - JEANMARIE
D.O.P - MEET

SCENE NO.	SHOT NO.	TAKE NO.
05	01	01

DATE: 24.01.2025 DAY/NIGHT DAY

STUDENT ACHIEVEMENT



'Champaran Mutton' in Student Oscar race, only Indian film to reach semi-finals



MAHARAJA AWARDS MAHARANI AWARDS

MAHARAJA FILM FESTIVAL

NOMINATIONS FOR THE BEST SHORT FILM

RAINBOW	FIRST SECOND CHANCE	FUTURE FIGHT	THE BIRTH OF DROHIN	HASTAAKSHAR
CHEHELLU PANDADU	SIRIJOTHA	VINIYAM SWAHA	JAWAAB LA JAWAAB	MOHTANA

INDIAN
ALL LANGUAGES

In association with

FACE

FILM ACADEMY OF CINEMATIC EXCELLENCE

OFFICIAL SELECTION Priyanka Mehta - Dikki (India) Crown Wood International Film Festival 2019

BEST LEAD ACTOR Sheryl Raj Bishnoi - Dikki Crown Wood International Film Festival 2019

OFFICIAL SELECTION Dikki (India) Crown Wood International Film Festival 2019

AWARD WINNER "BEST EDITOR" Dikki - ADHVITH NAMBIAR Virgin Spring Cinefest 2019

AWARD WINNER Cult Critic Movie Awards "Dikki" 2019

WINNER "BEST STUDENT FILM" (INDIA) Virgin Spring Cinefest 2019

"Chaotic and hilarious, coming together in the most entertaining way"
-Riya Saha, Cult Critic Magazine

OFFICIAL SELECTION Short Film - Dikki Beyond Earth Film Festival 2019

BEST FILM SCORE - AARYAMAN NAMBIAR (DIKKI) Mahul Woods International Film Festival 2019

AWARD WINNER - DIKKI Mahul Woods International Film Festival 2019

Sheryl Raj Bishnoi Priyanka Mehta

DIKKI
a film by ADHVITH NAMBIAR

Directed by ADHVITH NAMBIAR/Producers JENCY JOSE/MR.LINAL YERME/ADHVITH NAMBIAR/SIDDHARTH GAUTAM PRIYANKA MEHTA/ cinematography MRLINAL YERME Cast SHERYL RAJ BISHNOI/PRIYANKA MEHTA/ROSHAN SHARMA
Written by ADHVITH NAMBIAR /SIDDHARTH GAUTAM/A.D.s JENCY JOSE/ANZIL SHAIKH/Props and Costumes by PATEL DRESSWALA STORE/Equipment and Gear SJ STUDIOS/PAXTON STUDIOS/AK TANZEEM NOOR/Storyboarders JENCY JOSE ADHVITH NAMBIAR/MR.LINAL YERME/Sound DHEERAJ PATIDAR Sound Design ADHVITH NAMBIAR/AARYAMAN NAMBIAR/Music by AARYAMAN NAMBIAR/Edited by ADHVITH NAMBIAR

AD-BRANDS SHOT AT OUR CAMPUS



and many more...

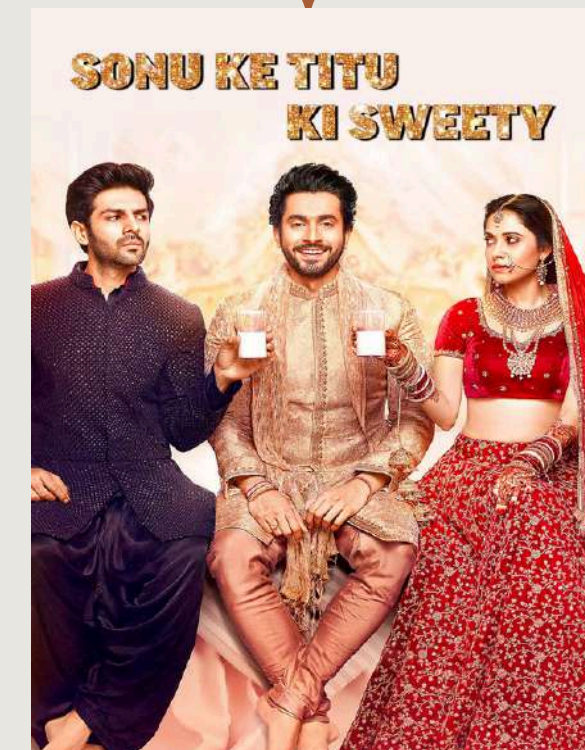





WEB SERIES / TV SHOWS SHOT AT OUR STUDIO



and many more...

MOVIES SHOT AT OUR STUDIO

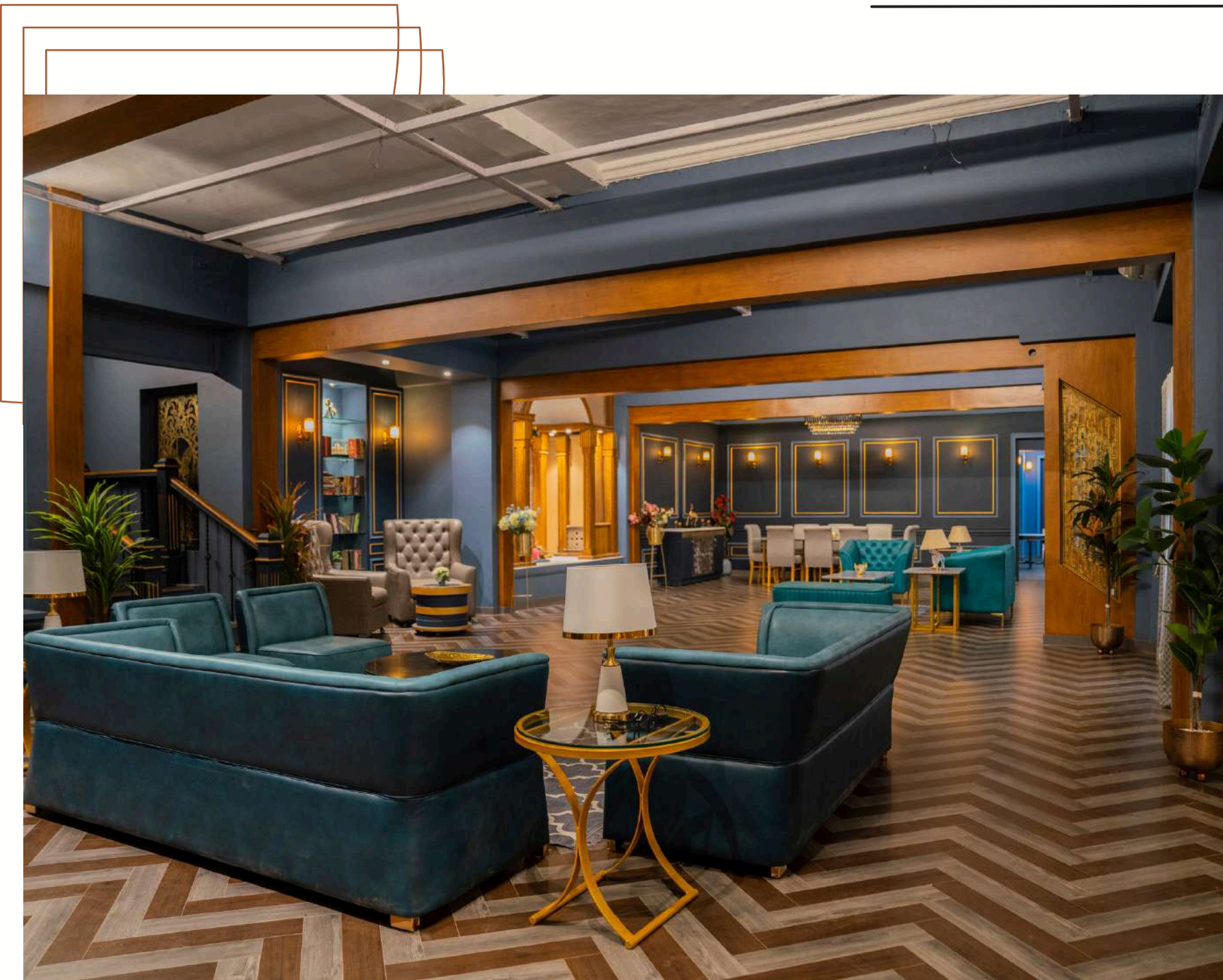


and many more...



PORTFOLIO BUILDING ON PROFESSIONAL SETS

EUROPEAN BUNGALOW





HOSPITAL




KING BUNGALOW



POLICE STATION



SJ VILLA




IMAAAN BUNGALOW








OFFICE



AMERICAN BUNGALOW



LOUNGE



CONTACT US



8591850150 / 9833000655



info@facemumbai.com



www.facemumbai.com

PROD. THE DIRECTOR

ROLL

3

DIRECTOR: Henley Christopher

CAMERA: Emily

DATE: 05-26-2018

Day-Night In
Filter