

# A PLACE TO THRIVE

The vision for The Film Academy of Cinematic Excellence (F.A.C.E.) was inspired by the successful running of SJ Studio, the film & television studio and campus for F.A.C.E. With cinematic experience spanning decades, Nazim Hamid & Sahir Hamid correctly identified an educational gap in the film industry - there were scarce opportunities for quality education for those who sought relevant skills and experience. This realisation is what shaped the concept for The Film Academy of Cinematic Excellence. F.A.C.E is the product of a vast wealth of knowledge & expertise from the most creative minds of Bollywood. Our academy gives aspiring artists a path to success.



# FILM MAKING

The filmmaking course at FACE Academy offers an immersive journey through the four pillars of cinema—Scriptwriting, Cinematography, Editing, and Direction—taught in an integrated and practical manner. Students begin by crafting compelling scripts, learning the nuances of storytelling, character development, and dialogue creation. These scripts come to life through cinematography, where students master camera techniques, lighting, and shot composition to visualize their stories. In the editing phase, they refine their work, applying transitions, pacing, and sound design to enhance the narrative.

Finally, in direction, students bring it all together, leading the creative process and coordinating with actors and crew to shape the final product. This cohesive learning experience culminates in a final project, where students apply all their skills on the professional sets of SJ Studios. Here, they experience real-world filmmaking, collaborating across departments and producing a polished film that showcases their creative and technical mastery.

# FILM MAKING

96 LECTURES. 2 DAYS A WEEK. 3 HOURS A DAY.  
Weekday (Practice & Assignment)

---

The Filmmaking Course at the Film Academy of Cinematic Excellence (FACE Academy), SJ Studio is crafted to transform passionate storytellers into skilled filmmakers. This course immerses students in every stage of filmmaking—from concept to post-production—ensuring they gain hands-on experience with each critical aspect. These core areas equip students with the essential skills needed to handle all phases of filmmaking, preparing them to produce compelling films from SCRIPT TO SCREEN.



**SCRIPT WRITING**



**CINEMATOGRAPHY**



**DIRECTION**



**EDITING**

# SCRIPT WRITING

The Scriptwriting Course at the Film Academy of Cinematic Excellence (FACE Academy) is designed to ignite creativity and teach the art of storytelling, the essential first step in filmmaking. This comprehensive program equips students with the skills to craft compelling narratives, memorable characters, and engaging dialogues, providing the foundation for a successful career in screenwriting.

# OUTLINED SYLLABUS OF SCRIPT WRITING

## Film Appreciation

- It's important to understand what makes great cinema, great. And so, we start with screening of great films and understanding and analyzing them.

## Film Genres

- A story can be told in multiple ways, and historically there have been a few patterns that most filmmakers follow. We learn about them in film genres.

## Screenwriting Jargons

- Before starting to write the screenplay, we need to understand the terms that constitute a screenplay.

## Essential Building Blocks of Story

- Storytelling has some essential aspects, and those will be covered in this section.

## The Structure Spectrum

- The flow of the story depends on the structure and a screenwriter must know how to play with that. A story well told has the ability to connect with a wider audience just because it's told in a different way.

## Act Paradigms

There are different structure formats that will be covered in this section over multiple lectures.

- Three Act Structure
- Five Act Structure
- The Story Circle

## Structure and Setting

- In this section we will cover how structure is dependent on the world in which the story is set in.

## Genre and Character

- Structure also depends on the genre in which the film is being made in, and the attributes of the characters that embody that story. In this section we cover these two aspects.

## Structure and Meaning

- What you want to say through your story has a profound effect on the structure of your story and vice versa. This section explores that.

## Substance of a Story.

- What makes some stories stand out from the rest? We explore the deeper levels on which stories connect with the audiences.

## The Inciting Incident

- The point at which the film starts moving in a specific direction, which gives the character a goal to strive for.

## Scene Design

- The rules of what makes a scene great will be explored in this section.

## Scene Analysis

- After a scene is written, it needs to be analyzed and rewritten. As they say, all writing is rewriting.

## Composition

- Composing is the art of placing the scenes in a way that create meaning out of them.

## Crisis, Climax and Resolution

- The end is the hero and a film isn't great until it has a great climax. Even after the narrative has ended, the loose threads need to be tied, that is resolution.

## Screenwriting Softwares

- We explore various screenwriting softwares, from industry standard Final Draft to economical softwares like Celtx.

## Final Screenplay Feedbacks

- The students will have to write a short film screenplay and get it approved from the faculty to be shot when the cinematography section starts.

# CINEMATOGRAPHY

The goal of the cinematography course at FACE Academy is to help students master the art of visual storytelling. It teaches them how to use cameras, lighting, and techniques to create powerful and beautiful visuals. Students will learn how to plan and shoot scenes, work with professional equipment, and bring creative ideas to life. By the end of the course, they will have the skills and confidence to work on real projects and stand out in the film and media industry

# OUTLINED SYLLABUS OF CINEMATOGRAPHY

Introduction to Cinematography and Camera:

Dive into the art of visual storytelling and the essentials of camera handling.

Basic and Most Important Camera Settings and Lenses:

Master the camera's core settings and understand lens choices for impactful visuals.

Theory (Lens Types, Characteristics, Selection, Filters, and Techniques):

Explore the nuances of lens selection, their unique qualities, and creative techniques.

Exposure Tools:

Gain command over exposure tools to bring perfect light balance to every shot.

Compositions:

Learn the secrets of compelling compositions to draw viewers into your frame.

Practical: Camera Setup and Movements:

Hands-on training to set up and move the camera for seamless cinematic flow.

Practical: Dolly Tracks, Combined Movements, and Camera Heights:

Understand dolly and combined movements to add dynamic depth to your shots.

Practical: Gimbal Techniques and Operation:

Master gimbal operation for smooth, professional-looking camera movements.

Practical: Jimmy Jib Operation and Shot Techniques:

Get familiar with the Jimmy Jib to achieve breathtaking high-angle and sweeping shots.

Test and Revision:

Review and reinforce your knowledge with practice tests and revisions.

Lighting and Manipulation of Lights:

Learn to shape and control light to craft the perfect ambiance.

Rampant Lighting Technique and Three-Point Lighting:

Discover foundational lighting setups that highlight your subjects beautifully.

Introduction to Professional Lights and Equipment:

Get hands-on experience with industry-standard lighting tools and techniques.

Camera Setup and Lighting for an Interview:

Create captivating interview setups with ideal camera and lighting placements.

Chroma Key Setup:

Unlock the world of green screen effects and seamless background replacement.

Product Shoot Cinematography:

Develop skills to showcase products in their best light for commercial shoots.

Match Lighting:

Master the art of matching light for continuity and a cohesive look across scenes.

Outdoor Lighting in Cinematography:

Learn to harness natural light and outdoor elements to enhance your visuals.

Lighting Indoors and Creating Day/Night Ambiance:

Create realistic day and night settings with strategic indoor lighting techniques.

Shooting a Monologue or Music Video in a Studio with Professional Lighting and Equipment:

Design a studio shoot that captures the emotion of a monologue or the energy of a music video.

Discussion on Doubts and Confusion Regarding Lighting and Camera:

An open Q&A to clarify concepts and strengthen your camera and lighting skills.

Masterclass on ARRI Alexa or RED Camera:

Exclusive training on top-of-the-line ARRI or RED cameras for unparalleled cinematic quality.

Final Written Exam for Camera and Lighting:

Conclude the course with a comprehensive exam to test your knowledge and skills.

# FILM EDITING

The objective of the Film Editing course at the Film Academy of Cinematic Excellence is to equip students with technical expertise, creative storytelling skills, and hands-on experience in editing. The course focuses on teaching the art of transforming raw footage into compelling narratives using industry-standard software, fostering creativity, and preparing students for real-world opportunities in film and media production.

# OUTLINED SYLLABUS OF FILM EDITING

- Introduction to Cinema - History and evolution of Cinema, World cinema, Various film movements
- Introduction of Editing- Evolution of editing, journey of Linear editing to non linear Editing. Types of Editing.
- Editing on a Nonlinear software- Various software's and their Pros and Cons, hands on software Introduction.
- Technical introduction
- What are Codecs/ Containers/fps/Aspect ratios etc
- Complete Technical Knowledge to Edit a Feature Film
- Frame per second, Various frame rates, Aspect ratio, complete technical knowledge involved from start to finish in editing of a film.
- Fiction Editing - 5 fiction editing exercises challenging step by step to a student to develop a sense of editing from making a cut to Editing a scene to editing a sequence to editing and creating a film.
- Types of Cuts - types of cuts involved in editing
- Editing deep dive - Pacing of a scene, Montage, creating drama through editing
- In depth analysis of a software - importing Rushes/dailes , making proxy of a footage, audio visual syncing, tools inside software's

- Post Production Hands On Experience- Exporting a film, Di, CG, Audio Exports their types, how to create a DCP.
- Nonfiction Editing - History and evolution of Non-Fiction Editing, types of Documentary, understanding Cinema Verite, Indian documentary movement,
- Nonfiction Editing- brushing up on editing techniques, understanding Nonfiction Editing space, Editing a documentary hand on experience
- Music Theory- Understanding music theory, Indian classical music, deshi / Margi sangeet, understanding tempo,
- Editing a Music Video - identifying music beats, how to cut on beat, Editing actual music video
- Advertisements- understanding how to edit a advertisement, their evolution of content and the effects on editing of ads
- Multicamera - understanding how a multicamera setup works, how to edit a seamless multicam footage
- Trailers- how to cut a trailer from a film, how to enhance the user experience with the help of various tools used by editors in editing a trailer

*Final Editing Exam - Fiction Editing Exam*

# FILM DIRECTION

At the Film Academy of Cinematic Excellence (FACE Academy), Film Direction is the culmination of all aspects of filmmaking—cinematography, scriptwriting, and editing—brought together under the leadership and creativity of the director. Students studying Film Direction are taught to manage every phase of production, from conceptualization to the final cut, ensuring that every element aligns with the film's artistic vision.

# OUTLINED SYLLABUS OF FILM DIRECTION

## Introduction to Film Direction

Definition and Scope of Film Direction: Understanding what film direction entails and its artistic and logistical aspects.

The Director's Role in Film Production: Exploring the director's influence over every stage of film production.

Key Responsibilities and Challenges: Examining the leadership, vision, and problem solving skills required.

Collaboration with Key Departments: Learning how directors work with cinematographers, editors, and more.

Director's Vision and Style: How directors develop and communicate their unique creative vision.

## The Language of Cinema

Understanding Cinematic Language: Decoding the grammar of film: shots, sequences, and transitions.

Camera Angles, Shots, and Movements: Analyzing how visual techniques convey meaning and emotion.

Visual Storytelling Techniques: Using visuals to narrate a story without relying on dialogue.

Symbolism and Visual Metaphors: Exploring deeper meanings through imagery and symbolism.

Lighting and Mood: Creating atmosphere and directing viewer emotions through lighting design.

## Script Analysis and Storytelling

**Breaking Down a Script:** Identifying key elements such as themes, conflict, and character arcs.

**Character Development and Arcs:** How to understand and direct character journeys.

**Themes and Subtext:** Reading between the lines and conveying underlying messages.

**Adapting Written Word into Visual Imagery:** Translating the script into a cohesive visual plan.

**Scene Structure and Pacing:** Planning scenes for maximum impact and maintaining narrative flow.

## Grammar of Direction

**Blocking and Staging:** Planning actor movements and positions to enhance storytelling.

**Framing and Composition:** Using the frame to guide audience focus and evoke emotions.

**Visual Rhythm and Pacing:** Controlling the tempo of scenes through visual and editorial techniques.

**The Rule of Thirds:** Applying compositional techniques to create balanced and engaging visuals.

**Spatial Relationships:** Understanding how distance and position convey meaning in a scene.

## Working with Actors

**Casting and Auditions:** Selecting the right actors to bring characters to life.

**Developing Character Backstories:** Helping actors build depth and authenticity in their roles.

**Directing Actors on Set:** Guiding performances while maintaining the actor's creative input.

**Balancing Actor Autonomy with Directorial Vision:** Negotiating creative ideas between actor and director.

**Techniques for Emotional Authenticity:** Using exercises to elicit genuine emotional reactions.

## Visualization and Pre-Production

**Storyboarding Techniques:** Creating visual representations of scenes before filming.

**Pre-Visualization Tools:** Utilizing software and methods to plan complex shots.

**Creating a Shot List:** Organizing shots to ensure efficient shooting days.

**Developing a Visual Style Guide:** Establishing a consistent aesthetic for the film.

**Location Scouting:** Finding and evaluating locations that fit the story's needs

## Directing the Camera

**Understanding Camera Mechanics:** Familiarizing oneself with camera operations and settings.

**Choosing Lenses:** Selecting lenses to achieve desired visual effects.

**Camera Movement and Emotion:** Using movement to influence audience perception and engagement.

**Working with the Cinematographer:** Collaborating to achieve the film's visual goals.

**Framing for Storytelling:** Using composition to emphasize narrative elements.

## Non-Fiction Films

**Definition and Scope of Non-Fiction:** Exploring real-life storytelling through film.

**Types of Non-Fiction Films:** Differentiating between biographical, issue-based, and observational films.

**Techniques in Non-Fiction Storytelling:** Using real footage and interviews to build a compelling narrative.

**Ethics in Non-Fiction Filmmaking:** Considering the moral responsibilities of representing real subjects.

**The Director's Role:** Balancing objectivity and storytelling while directing non-fiction content.

## Documentary Filmmaking

**Research and Preparation:** Conducting thorough research to build a foundation for the film.

**Interview Techniques:** Mastering the art of asking meaningful questions and getting genuine responses.

**Building Rapport with Subjects:** Creating trust and comfort with people being filmed.

**Observational vs. Participatory Approaches:** Choosing between unobtrusive observation or active involvement.

**Editing Documentary Footage:** Constructing a coherent story from hours of raw footage.

## Working with Production Design

**Role of Production Design:** Understanding how design contributes to the visual storytelling.

**Collaborating with the Art Department:** Communicating the director's vision to designers and set builders.

**Set Design and Props:** Using physical elements to enhance the narrative.

**Creating a Cohesive Visual World:** Maintaining consistency in the film's look and feel.

**Costume and Makeup Design:** Working with designers to reflect character and setting.

## *Music and Sound in Film*

**Role of Music and Sound Design:** Enhancing emotions and themes through audio elements.

**Working with Composers:** Collaborating to develop a soundtrack that complements the visuals.

**Diegetic vs Non-Diegetic Sound:** Understanding how sound can be part of the story world or separate from it.

**Sound Effects and Atmosphere:** Using sound to create a believable environment.

**Audio Post-Production:** Fine-tuning sound elements to achieve a polished final mix.

## *Editing and Post-Production*

**The Editing Process:** Piecing together footage to create a cohesive narrative.

**Director's Role in Post-Production:** Guiding the film's final structure and pacing.

**Working with Editors:** Communicating vision and making critical editing decisions.

**Color Grading:** Adjusting color to enhance mood and aesthetic.

**Sound Mixing and Design:** Balancing dialogue, music, and sound effects for an immersive experience.

## Visual Effects (VFX)

**Introduction to VFX:** Understanding the basics of integrating visual effects into a film.

**Planning VFX Shots:** Pre-visualizing and coordinating effects-heavy scenes during production.

**Collaborating with VFX Artists:** Ensuring the director's vision is realized in the final product.

**Practical Effects vs. Digital Effects:** Choosing the right approach for each scene.

**VFX in Post-Production:** Overseeing the integration and refinement of visual effects.

## Short Film vs. Feature Film Directing

**Differences in Directing:** Adjusting techniques and storytelling approaches for short films.

**Pacing in Short Films:** Condensing a story effectively in a limited timeframe.

**Character Development in Shorts:** Creating impactful characters in a brief narrative.

**Feature-Length Story Planning:** Structuring and developing a comprehensive story arc.

**Time Management in Feature Films:** Efficiently using time and resources in long-form storytelling.

## Working with a Crew

**Building a Cohesive Team:** Choosing the right crew members to support the film's vision.

**Effective Communication:** Ensuring everyone understands and aligns with the director's vision.

**Understanding Crew Roles:** Familiarizing with the responsibilities of each department.

**Conflict Resolution:** Managing and mitigating disputes on set.

**Leadership and Motivation:** Inspiring the crew and maintaining morale throughout the project

## Filmmaking exercises

- Multiple classroom Exercises
- Long take Exercise
- Documentary production

## Final project (Fiction)

- Script and Pre production mentorship
- Production and post production



**INDUSTRY WORKING  
MENTORS**



**NETWORKING  
OPPORTUNITIES**

# DELIVERABLES FROM F.A.C.E



**ACCESS TO INDUSTRY  
STANDARD EQUIPMENTS**



**WORKSHOP WITH RENOWNED  
INDUSTRY EXPERTS**


# STATE- OF-THE-ART- EQUIPMENT

At the Film Academy of Cinematic Excellence (FACE Academy), students are provided access to cutting-edge tools and technology to master every stage of filmmaking. From capturing stunning visuals to perfecting sound and post-production, FACE Academy ensures students work with professional-grade equipment, preparing them for the dynamic demands of the film industry.



# INDUSTRY EXPERT MENTORS

At the Film Academy of Cinematic Excellence (FACE Academy), every aspect of filmmaking is taught by specialized faculty who are masters in their respective fields. From Scriptwriting and Directing to Cinematography, Sound design, and Editing, each subject is handled by seasoned professionals with extensive industry experience.



# WORKSHPOP

WITH RENOWNED INDUSTRY EXPERTS





# B.T.S

## FILM MAKING STUDENTS



# STUDENT ACHIEVEMENT



**'Champaran Mutton' in Student Oscar race, only Indian film to reach semi-finals**



MAHARAJA AWARDS MAHARANI AWARDS

MAHARAJA™ FILM FESTIVAL

**NOMINATIONS FOR THE BEST SHORT FILM**

|                 |                     |               |                     |             |
|-----------------|---------------------|---------------|---------------------|-------------|
| RAINBOW         | FIRST SECOND CHANCE | FUTURE FIGHT  | THE BIRTH OF DROHIN | HASTAAKSHAR |
| CHHELLU PANDADU | SIRIJOTHA           | VINIYAM SWAHA | JAWAAB LA JAWAAB    | MOHTANA     |

**INDIAN**  
ALL LANGUAGES

In association with

**FACE**  
FILM ACADEMY OF CINEMATIC EXCELLENCE

OFFICIAL SELECTION Priyanka Mehta - Dikki (India) Crown Wood International Film Festival 2019

BEST LEAD ACTOR Sheryl Raj Bishnoi - Dikki Crown Wood International Film Festival 2019

OFFICIAL SELECTION Dikki (India) Crown Wood International Film Festival 2019

AWARD WINNER 'BEST EDITING' (Dikki) - ADHVITH NAMBIAR Virgin Spring Cinefest 2019

AWARD WINNER Cult Critic Movie Awards "Dikki" 2019

WINNER "BEST STUDENT FILM" (Dikki) Virgin Spring Cinefest 2019

"Chaotic and hilarious, coming together in the most entertaining way"  
-Riya Saha, Cult Critic Magazine

OFFICIAL SELECTION Short Film - Dikki Beyond Earth Film Festival 2019

BEST FILM SCORE - AARYAMAN NAMBIAR (Dikki) Mahul Woods International Film Festival 2019

AWARD WINNER - DIKKI Mahul Woods International Film Festival 2019

Sheryl Raj Bishnoi Priyanka Mehta

**DIKKI**  
a film by ADHVITH NAMBIAR


Directed by ADHVITH NAMBIAR/Producers JENJOY JOSE/MRUNAL YERME/ADHVITH NAMBIAR/SIDDHARTH GAUTAM PRIYANKA MEHTA/ cinematography MRUNAL YERME Cast SHERYL RAJ BISHNOI/PRIYANKA MEHTA/ROSHAN SHARMA  
Written by ADHVITH NAMBIAR /SIDDHARTH GAUTAM/A.D.s JENJOY JOSE/ANZIL SHAIKH/Props and Costumes by PATEL DRESSWALA STORE/Equipment and Gear S J STUDIOS/PAXTON STUDIOS/AVK TANZEEM NOOR/Storyboarders JENJOY JOSE ADHVITH NAMBIAR/MRUNAL YERME/Sound DHEERAJ PATIDAR Sound Design ADHVITH NAMBIAR/AARYAMAN NAMBIAR/Music by AARYAMAN NAMBIAR/Edited by ADHVITH NAMBIAR



# PORTFOLIO BUILDING ON PROFESSIONAL SETS

## EUROPEAN BUNGALOW

---





# HOSPITAL





# OFFICE

---



# POLICE STATION



# SJ VILLA

---



# IMAAAN BUNGALOW

---



# KING BUNGALOW



# LOUNGE

---



# AMERICAN BUNGALOW



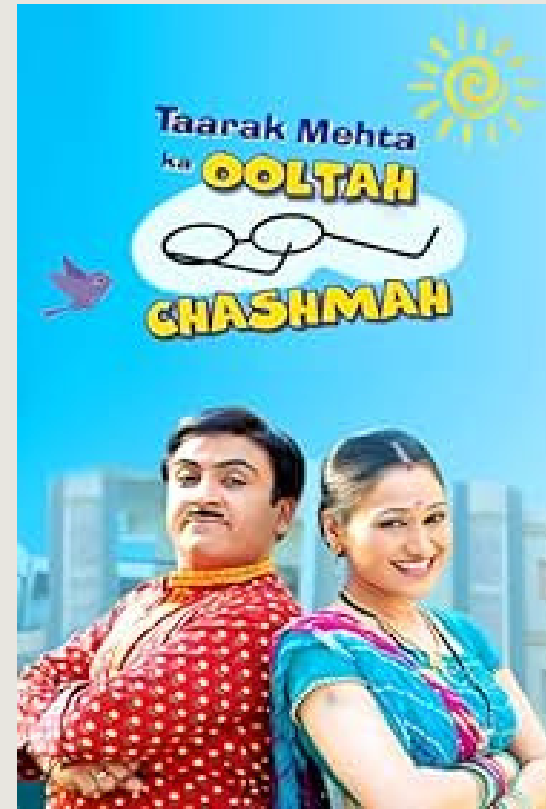
# AD-BRANDS SHOT AT OUR CAMPUS



and many more...

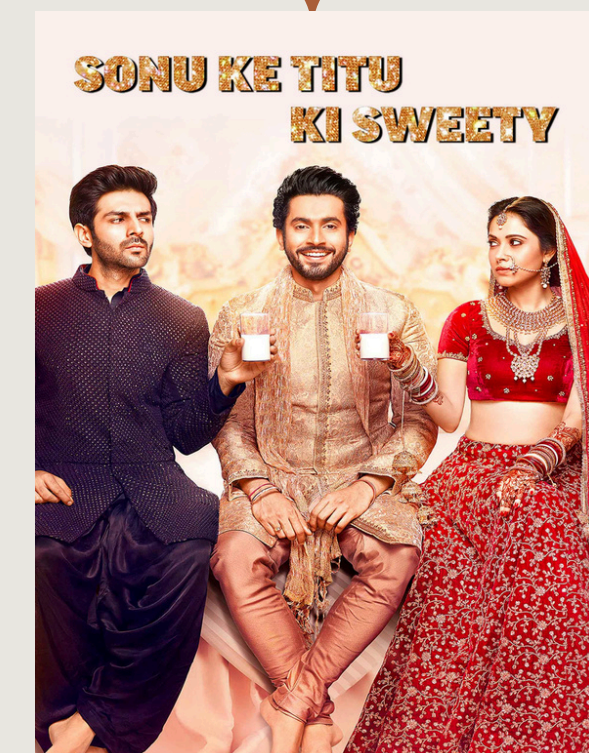





# WEB SERIES / TV SHOWS SHOT AT OUR STUDIO



and many more...

# MOVIES SHOT AT OUR STUDIO



and many more...

# CONTACT US



8591850150 / 9833000655



info@facemumbai.com



www.facemumbai.com

PROD. THE DIRECTOR

ROLL

3

DIRECTOR: Henley Christophe

CAMERA: Emily

DATE: 05-26-2018

Day-Night

Filter